

THE

30

GREATEST
LEAD
GENERATION
TIPS, TRICKS
& IDEAS.



TABLE OF CONTENTS

INTRODUCTION	//	1
MECHANICS OF LEAD GENERATION	//	2
THE 30 GREATEST TIPS, TRICKS AND IDEAS	//	3
CHAPTER 1: CONTENT AND OFFERS	//	3
CHAPTER 2: CALLS-TO-ACTION	//	11
CHAPTER 3: LANDING PAGES	//	18
CHAPTER 4: FORMS	//	26
CHAPTER 5: CHANNELS	//	31
CONCLUSION	//	38

“LEADS ARE THE METRIC THAT, AS MARKETERS, WE RELY ON. **BECAUSE LEADS MEAN MONEY.**”

Generating leads - both high in quantity and quality - is a marketer's most important objective. A successful lead generation engine is what keeps the funnel full of sales prospects while you sleep. Surprisingly, only 1 in 10 marketers feel their lead generation campaigns are effective. What gives?

There can be a lot of moving parts in any lead generation campaign and often times it's difficult to know which parts need fine tuning. In this guide, we will expose the top 30 techniques marketers should utilize to increase leads and revenue. These tactics have been tested over the past 7 years and

have been used by our 8,000+ customers to generate more than 9.8 million leads last year.

So what goes into a best-of-class lead generation engine? First, let's take a look into the mechanics of high performing lead generation campaigns....

THE MECHANICS OF LEAD GENERATION

Before we dive into the 30 tips, we should first cover the mechanics of lead generation. The best lead generation campaigns contain most, if not all, of these components. From a tactical perspective, a marketer needs four crucial elements to make inbound lead generation happen. These include:

OFFER



An offer is a piece of content that is perceived high in value. Offers include ebooks, whitepapers, free consultations, coupons and product demonstrations.

CALL-TO-ACTION



A call-to-action (CTA) is either text, an image or a button that links directly to a landing page so people can find and download your offer.

LANDING PAGE



A landing page, unlike normal website pages, is a specialized page that contains information about one particular offer, and a form to download that offer.

FORM



You can't capture leads without forms. Forms will collect contact information from a visitor in exchange for an offer.

The tips in this ebook will cover each of these elements so that each component is fully optimized to help you generate the most leads for your business. Now then, let's get started.

CHAPTER 1

CREATING IRRESISTIBLE OFFERS

Yes. It's one of the most powerful words in the human language. And if you think about all the things we do as marketers, it's ultimately to get people to say "yes" to our offers.

When an offer is exclusive, scarce, or in high demand, it becomes more desirable. Whether they are whitepapers, free trials, memberships, sales promotions, or downloads, these irresistible elements can overcome a lead's

typical friction, doubt, or concern.

Why do these elements work? Because they trigger a physiological reaction that makes an offer more valuable. People need to perceive the value of your offer to be greater than what you're asking for in return. The higher the perception of value, the more irresistible the offer. So how do you create irresistible offers? Glad you asked...



OFFER

#1

USE THE ELEMENT OF **SCARCITY**

If you look at the principle of supply and demand, you'll notice that when supply is limited, demand goes up. Scarcity has a psychological influence on us, making us want something even more if there isn't enough to go around. Scarcity is great because it creates a fear of shortage, and thus a sense of urgency.

Limited Time Offers

Limited time offers are among the most popular in the scarcity category. Just think about your average car dealership. Practically every commercial is a limited time deal. "Get 0% financing before it's gone!"

Limited Quantity Offers

When something is of limited quantity, it suddenly becomes more unique or exclusive. In

some studies, limited quantity or supply offers have outperformed limited-time offers. Why? Because it's hard to tell when an offer of limited quantity will suddenly become unavailable, while a time-based offer has a known end time. Limited quantity offers are great for not only getting people to say "yes" to your offer, but to avoid procrastination completely.

Limited Time and Limited Quantity

Groupon is the perfect example of using both tactics. All Groupon deals end within a certain time frame, and they limit the number of people who can buy a Groupon. That's a powerful combination. The site also packages these scarcity tactics with discounting, which is another great value-add, especially for ecommerce businesses.

#2

THE BANDWAGON EFFECT

It's a natural tendency for humans to copy one another, even without realizing it -- we like to be a part of tribes and social communities. So when we notice our social circle is doing one thing, we tend to follow suit. One great way to make an offer more valuable is to show that other people are participating in that offer.

Proof in Numbers

When possible, a great way to indicate how awesome an offer is to mention the number of people who have purchased, downloaded, signed up, or donated.

Some examples include:

- Webinars: On this page promoting our webinar with Facebook, we've stated that more than 40,000 have signed up.
- Blog Subscription: Similarly, on our blog

under our "subscribe" module, it indicates over 130,000 people have subscribed.

This is proof that it's a highly trustworthy and popular blog people should follow.

- Conferences: Events like SXSW and INBOUND are some of the hottest events because tons of people flock to them every year.

Just make sure your claims are not only true, but believable.

Join over **170,000** people
who get fresh content from
Copyblogger!

#3

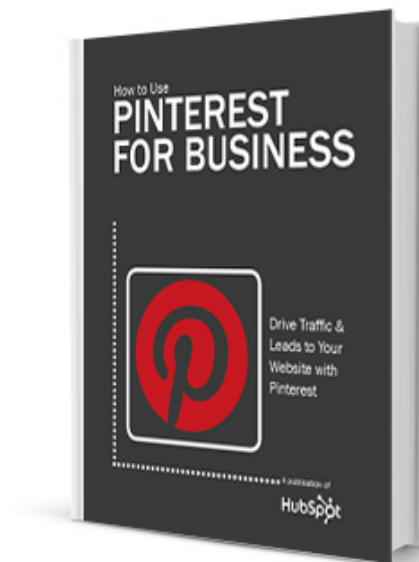
LEVERAGE NEWSJACKING

After Prince William and Kate Middleton got married in April of 2011, no one could stop talking about Kate's wedding dress. Within hours after the wedding, vendors began making near-identical copies or similar styles of the Stella McCartney-designed dress. Even vendors such as David's Bridal now have a "Royal" category so you can dress "just like Kate."

When something is buzz-worthy, it creates high

demand. In situations like this, you can align offers with "what's hot." Companies will often leverage newsjacking for this type of technique and it works very well for offers, too.

As an example, earlier this year people couldn't stop talking about Pinterest. HubSpot capitalized on this craze by creating the first Pinterest ebook for business owners and marketers, ***How to Use Pinterest for Business***. It quickly became one of HubSpot's most successful ebooks with more than 125,000 downloads to date. Because it was the first and only ebook available on Pinterest (and we made sure people knew that), and learning how to use Pinterest for marketing was in high demand, it made the offer more unique and thus more irresistible -- that's the power of leveraging both timing and popularity!



#4

FOCUS ON CREATING AN **AMAZING TITLE**

Brian Halligan, HubSpot CEO and co-founder, once said that “you can have a great offer with a bad title and no one will download it. But if you have an amazing title, suddenly everyone wants it.” Yes - people do judge a book by its cover. If your offer is a piece of content, such as a whitepaper, ebook, or presentation, put effort into creating an amazing title.

For an experiment, we changed the title of an ebook and ran an A/B test to see which one would perform better. We took the original title

“The Productivity Handbook for Busy Marketers” and changed it to *“7 Apps That Will Change the Way You Do Marketing.”*

As you can see below, the revised version outperformed the original by 776% at generating leads (first time submissions). Not only that, but it resulted in more customers as well. If you’re struggling to come up with the perfect headline, try using the Headline Analyzer Tool by Advanced Marketing Institute or read 7 Proven Headlines that Convert.


Name	Views	Conversion Rate	Submissions	First Time Submissions	Customers
7 Apps That Will Change the Way You Do Marketing	37,636	51.7%	19,465	2,716	8
The Productivity Handbook for Busy Marketers	7,233	32.3%	2,333	310	0

#5

CREATE OFFERS FOR DIFFERENT BUYING STAGES

The most common offer I see on most websites is “Contact Us.” Sure, you want all your prospects to talk to sales, but not everyone is ready. As you know, buyers are more likely to do their own research before even engaging with a sales rep. And, every prospect is at a different stage of exploration. Some may need more education than others. That’s why it’s important to develop different offers at different buying cycles.

Someone at the top of the buying cycle may be more interested in an informational piece like a guide or ebook, whereas someone more committed at the bottom of the cycle might be more interested in a free trial or demo. You don’t need to pick and choose; create offers for each phase, and include a primary and secondary CTA to these offers on various pages throughout your site.



#6

AVOID CORPORATE GOBBLEDYGOOK

A professional image is necessary but you still want to avoid the dreaded corporate gobbledeygook. What is gobbledeygook you ask? Great question.

These are jargon terms and phrases that have been over-used and abused rendering them meaningless (you'll find them mostly in the high-tech industry, but everyone is an offender at one point or another). These words are meant to add more emphasis of a particular subject but instead they make your eyes roll.

Avoid these words when describing your offers:

- Cutting edge
- Ground breaking
- Best of breed
- Mission critical
- Next Generation
- Flexible
- Robust
- Scalable
- Easy to use

#7

USE HIGH-VALUE OFFER FORMATS

Not all offers are created equal. Some “formats” of offers perform better than others at converting leads. For example, what’s more valuable, a whitepaper or an ebook?

Below are the type of offers, in order of performance, that generate the most amount of leads.

- Ebooks or Guides
- Templates or Presentations
- Research & Reports (ex: State of Inbound Marketing)
- Whitepapers
- Kits (multiple offers packaged together)

- Live Webinars
- On-demand Videos
- Blog (including offers in the nav or sidebar)
- Blog posts (if there is a CTA in the post)
- Middle-of-the-funnel offers: Demo Requests, Contact Sales, RFP, Etc (more sales-ready offers).

It’s important to test different types of offers with your audience to determine what works for you. While ebooks score high on our list, you may find that reports, videos or other formats do better.

CHAPTER 2

CALLS-TO-ACTION THAT ROCK

Calls-to-action (CTA) are the secret sauce to driving people to your offers. If your CTAs aren't effective at capturing people's attention and persuading them to the click, then it makes the offer useless.

CTAs can be used on product pages (non-landing pages), in display ads, email, social media, direct mail and pretty much anywhere you can market your offer.

But not all CTAs are created equal. In a world where every brand is fighting for consumers attention, it's critical that prospects choose your offer over your competitors. In this guide, we'll uncover tips to creating CTAs that rock.

CALL-TO-ACTION

#8

PLACE YOUR CTA WHERE THE EYE CAN SEE

Calls-to-action do best “above the fold” - the space where your web page is viewable to the user without having to scroll down. According to heat map analysis, anything “below the fold” will only be viewed by 50% of people who visit your page. Doubling impressions on your CTAs can significantly increase your lead count.

Notice the placement of the primary CTA on the Freshbooks homepage. Two buttons for “Try it Free for 30 Days” stand out above the fold



#9

CLARITY TRUMPS PERSUASION

That is one of my favorite phrases I learned from the folks at MarketingExperiments. Often times, marketers will put more focus on being clever than clear. Be crystal clear about what offer is in your CTA. And be specific. If you're giving away a free guide, say "Download our FREE guide to X." If you're hosting a free webinar, say "Register for our FREE webinar on X." X should clearly convey a compelling benefit of receiving the offer. This is much more effective than "Download Now" or "Get a Free Article." These simply aren't specific enough.



Notice that this CTA is to promote a free ebook. There is little copy in this banner ad and a button that indicates it's clickable.

#10

USE CONTRAST TO MAKE CTAS STAND OUT

A call-to-action is meant to stand out, so if your CTA blends in too much with your site design, no one will notice it. You want as many eyeballs to land on that call-to-action as possible, so use contrasting colors to make the CTA stand out, and more importantly, use design to make it clear it is a clickable call-to-action.

While Evernote has a beautifully designed website, the primary call-to-action for their free trial is somewhat buried because the button is the same color as the green background. It would be worth testing to see that if a different color - such as blue, red, or orange - would result in more clicks.

Remember everything.

Access anywhere.

Find things fast.

GET EVERNOTE. IT'S FREE ▶

The advertisement features a green background with three columns of text and icons. The first column shows a laptop with a bar chart and the text 'Remember everything.' The second column shows a tablet and a smartphone with the text 'Access anywhere.' The third column shows a business card and a search bar with the text 'Find things fast.' At the bottom, there is a call-to-action button that says 'GET EVERNOTE. IT'S FREE ▶'. A black arrow points from the text in the first column to the button.

#1

LINK YOUR CTA TO A DEDICATED LANDING PAGE

This tip might seem minor, but it's incredible how often businesses miss this opportunity. Calls-to-action are meant to send visitors to a dedicated landing page where they receive a specific offer. Do not use CTAs to drive people to your homepage. Even if your CTA is about your brand or product (and perhaps not an offer like a download), still send them to a targeted landing page that is relevant to what they are looking for. If you have the opportunity to use a CTA, send them to a page that will convert them into a lead.

This CTA for a social media ebook drives visitors directly to a landing page for that ebook.



Fill out the short form below to get immediate access to our **How to Unite Your Brand Through Social Relationship Management** eBook. Enjoy!

*First Name:

*Last Name:

*Email Address:

Company Name:

Telephone:

Web Site:

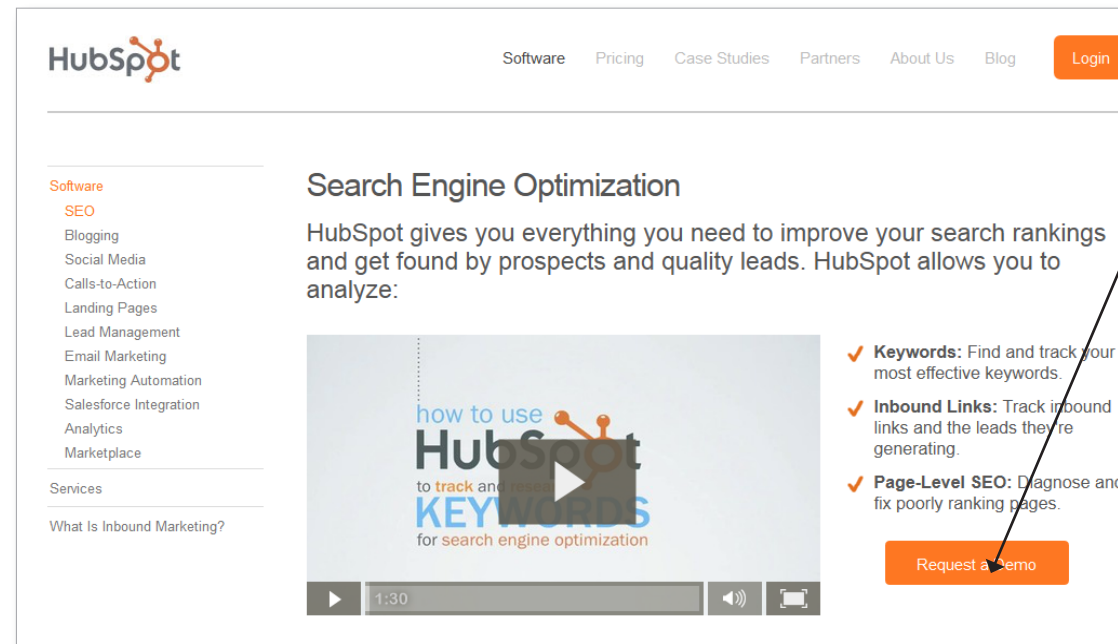
*Yes, I consent to receive emails from WSI

>> SUBMIT

#12

PROMOTE OFFERS ON PRODUCT PAGES

CTAs shouldn't be one size fits all. If your company offers various products or services, you may want to consider creating a different offer for each of them. Then you can place CTAs linking to each offer on the website pages that are most relevant to that offer.



The screenshot shows the HubSpot website interface. At the top, there is a navigation bar with links for Software, Pricing, Case Studies, Partners, About Us, Blog, and a Login button. The main content area features a video player titled "how to use HubSpot to track and analyze KEYWORDS for search engine optimization". The video player includes a play button, a progress bar showing 1:30, and volume and full-screen icons. To the right of the video player, there is a list of three bullet points with checkmarks, each describing a feature: "Keywords", "Inbound Links", and "Page-Level SEO". Below this list is an orange "Request a Demo" button. A line from the text on the right points to this button.

In this example, a CTA for "Request a Demo" is placed on a product page. To generate more leads, we might also have a CTA for a "Free Guide to SEO," because it is related to the product offering.


#13

THANK YOU PAGES ARE GREAT CTA REAL ESTATE

Even if someone completes a form on your website (thus they've converted as a lead), don't stop there. Increasing engagement is also a top priority for marketers so that prospects turn into loyal fans.

Once someone reaches a "thank you page," the page that a visitor arrives on after completing a form, use that space as an opportunity to promote more offers and content. For example, if a visitor on hubspot.com downloads a guide on email marketing, we can offer them another offer for a Email RFP for a chance to see a demo of our email marketing platform.

PrecallPro, a HubSpot customer, offers a secondary call-to-action for a demonstration on their thank-you page.




CHAPTER 3

LANDING PAGES THAT CONVERT

Landing pages are one of the most important elements of lead generation. In fact, according to MarketingSherpa's research, landing pages are effective for 94% of B2B and B2C companies. The use of landing pages enables marketers to direct website visitors to targeted pages and capture leads at a much higher rate.

What's great about landing pages is that they direct your visitors to one particular offer without the distractions of everything else on your website. Visitors are on a landing page for one and only purpose: to complete the lead capture form.



#14

ELEMENTS OF AN EFFECTIVE LANDING PAGE

Landing pages, sometimes called a “Lead Capture Page,” are used to convert visitors into leads by completing a transaction or by collecting contact information from them. Landing pages consist of:

A headline and (optional) sub-headline

A brief description of the offer

At least one supporting image

(Optional) supporting elements such as testimonials or security badges

And most importantly, a form to capture information

The screenshot shows a landing page with the following elements:

- Headline:** 20 Marketing Trends & Predictions for 2013 & Beyond
- Sub-headline:** What if you had a glimpse into the future? What would you change today to plan for tomorrow? In reality, the future can be predicted and the best marketers already have their destination mapped out.
- Text:** In 2012, the world of marketing underwent major changes. We saw the rise of Pinterest, several IPOs and acquisitions, an aggressive political ad war, Facebook's 1 billionth user, and watched one Korean artist turn into a global phenomenon thanks to YouTube. But what's in store for the next year? Let our new guide serve as your navigation system into the world of marketing in 2013. Now then, let's gaze into the marketing crystal ball, and uncover what marketing will look like in 2013. In addition, you'll read predictions from industry leaders such as:
- Image:** A book cover titled '20 MARKETING TRENDS & PREDICTIONS FOR 2013 & BEYOND' by HubSpot.
- Form:** A form titled 'Download These Trends' with fields for First Name (*), Last Name (*), Email (privacy policy) *, and Biggest Marketing Challenge. A checkbox for 'Please have someone call me about HubSpot's software.' and a 'Download These Trends' button are also present.
- Testimonials:** A list of industry leaders: Rand Fishkin, SEOmoz founder and CEO; Brian Halligan, HubSpot co-founder and CEO; David Meerman Scott, Best-Selling Author; Greg Alexander, Sales Benchmark Index CEO; and Nick Johnson, Useful Social Media founder.
- Security Badges:** Social media icons for Facebook, LinkedIn, Twitter, and a plus sign for more options.

#15

REMOVE THE MAIN NAVIGATION

Once a visitor arrives on a landing page, it's your job to keep them there. If there are links on the page to move about your website, it will distract the visitor and decrease the chance of them converting on the page.

One of the best ways to increase your landing page conversion rates is to simply remove the main navigation from the page. That's it!

Removed main navigation

HubSpot

The Essential Step-by-Step Guide to Internet Marketing

Learn the latest tips and tricks to online marketing by downloading the brand new edition of our most popular ebook!

It's back and better than ever. With over 74,000 downloads, we've completely revamped our most downloaded ebook to include the newest techniques to internet marketing.

Whether you're just getting started with internet marketing or you want to brush up on the basics, this ebook can serve as your **essential guide to setting up and implementing a successful internet marketing strategy, step by step.**

This comprehensive guide will cover the following 8 essential steps to internet marketing success:

1. How to **define** a keyword strategy
2. How to **optimize** your website to get found
3. How to **create** blog & other marketing content
4. How to **promote** content & participate in social media
5. How to **convert** site traffic into leads
6. How to **nurture** leads with targeted messages
7. How to **optimize** your marketing **for mobile**
8. How to **analyze** & refine strategies

Download Your Free Guide:

First Name *

Last Name *

Email (privacy policy) *

Phone *

Company *

Company Website *

Role at Company *

- Please Select -

Number of Employees *

- Please Select -

Does Your Business Primarily Sell to Other Businesses (B2B) or Consumers (B2C)? *

- Please Select -

Does Your Business Provide PR, Web

#16

MATCH THE HEADLINE OF THE LANDING PAGE TO THE CORRESPONDING CTA

Keep your messaging consistent on both your CTA and the headline of the landing page. If people click on a link for a free offer and then find out there's a catch on the landing page, you'll instantly lose their trust. Similarly, if the headline reads differently than the CTA, it might lead to confusion, and the visitor might wonder if the CTA is linked to the wrong page.

HubSpot Inbound Marketing
www.hubspot.com/Inbound-Marketing
+7
Inbound Marketing Software
Easy To Use **Get A Demo Now!**

Ad copy to landing page

HubSpot

Definitely not your Everyday **Product Demo**

HubSpot's all-in-one Inbound Marketing Software consistently drives more leads to the 5,000+ marketers who use it every day. But you're here because you want to know what HubSpot can do for YOU. So we've crafted our demo calls to show you exactly how HubSpot can make your business better!

Here's how it works:

1. Fill out the form on the right and one of our friendly Inbound Marketing Specialists will give you a call in a couple of days.
2. We'll evaluate your website's current performance. How well are you currently taking advantage of inbound marketing? We'll find out.
3. We'll compare you against your competitors and identify opportunities to beat them online.
4. We'll show you how to convert more visitors into leads to increase your revenue over the long term.
5. We'll demonstrate how HubSpot tracks the ROI of your marketing efforts so you can improve over time.

So what are you waiting for? **Grab a demo today!**

Request a demo call today!

First Name *

Last Name *

Email *

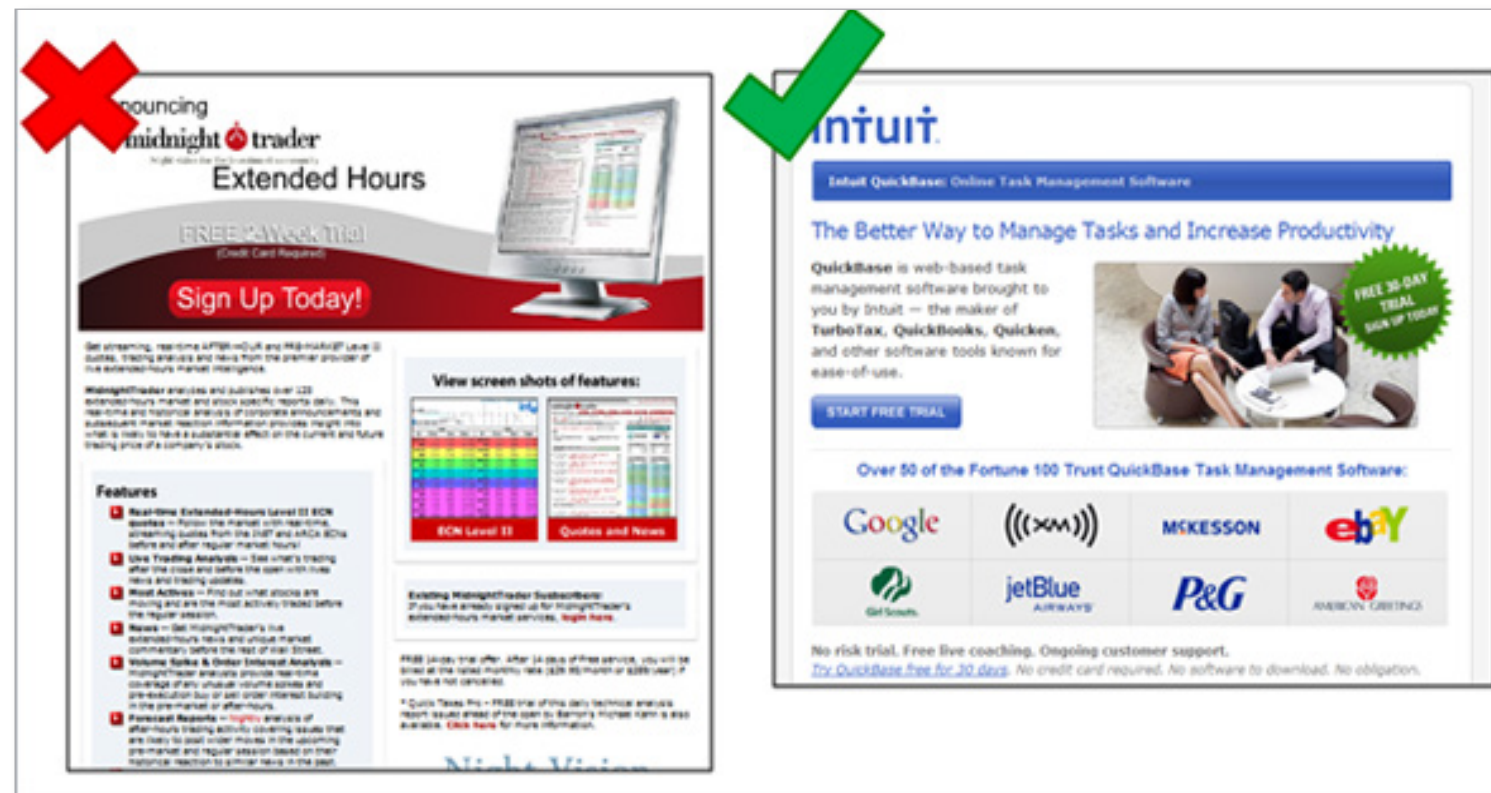
Phone *

Company *

#17

LESS IS MORE

I'm sure you're aware of the rule "keep it simple, stupid." The same applies to landing pages. A cluttered page means a distracted visitor. Be brief and to the point; it's in the offer itself where you give more information. In addition to your headline, include a brief paragraph explaining what the offer is, followed by a few bullet points outlining the benefits of the offer.



The image compares two landing pages. The left page, for 'midnight trader Extended Hours', is cluttered with a large red 'X' over it. It features a computer monitor, a 'Sign Up Today!' button, and a list of features. The right page, for 'Intuit QuickBase', is clean and professional, marked with a green checkmark. It features the Intuit logo, a clear headline, a brief description of the software, a 'START FREE TRIAL' button, and logos of Fortune 100 companies.

Cluttered Landing Page (Red X):

Announcing
midnight trader
Extended Hours
FREE 30-DAY TRIAL
(Credit Card Required)
Sign Up Today!

Get streaming, real-time (NYSE and NASDAQ) Level II data, trading analysis and news from the premier provider of the extended-hours market intelligence.

Managetrader analyzes and publishes over 120 extended-hours market and stock specific reports daily. The real-time and historical analysis of corporate announcements and subsequent market reaction information provides insight into what is likely to have a substantial effect on the current and future trading price of a company's stock.

Features

- 1. **Real-time Extended-Hours Level II ECN Quotes** - Follow the market with real-time, streaming quotes from the NYSE and NASDAQ ECNs before and after regular market hours!
- 2. **Live Trading Analysis** - See what's trading after the close and before the open with live news and trading signals.
- 3. **Most Active** - Find out what stocks are moving and are the most actively traded before the regular session.
- 4. **News** - Get Managetrader's live extended-hours news and unique market commentary before the rest of the Street.
- 5. **Volume Rank & Order Imbalance Analysis** - Managetrader analysis provides real-time coverage of any unusual volume spikes and pre-resolution buy or sell order imbalances during the pre-market or after-hours.
- 6. **Forecast Reports** - Top10 analysis of after-hours trading activity identifies issues that are likely to lead to market moves in the upcoming pre-market and regular session based on their historical reaction to similar news in the past.

View screen shots of features:

ECN Level II Quotes and News

Existing Managetrader Subscribers: If you have already signed up for Managetrader's extended-hours market services, [login here](#).

FREE 30-day trial offer: After 30 days of free service, you will be billed at the listed monthly rate (\$29.95/month or \$299/year) if you have not canceled.

* Quick Taxes Pro - FREE trial of this daily technical analysis report issued once a day to identify market entry & exit points. [Click here](#) for more information.

Clean Landing Page (Green Checkmark):

Intuit.
Intuit QuickBase: Online Task Management Software

The Better Way to Manage Tasks and Increase Productivity

QuickBase is web-based task management software brought to you by Intuit — the maker of TurboTax, QuickBooks, Quicken, and other software tools known for ease-of-use.

START FREE TRIAL

Over 50 of the Fortune 100 Trust QuickBase Task Management Software:

Google, ((x)) ((x)) ((x)), MCKESSON, eBay, GetSource, jetBlue AIRWAYS, P&G, AMERICAN GINETTES

No risk trial. Free live coaching. Ongoing customer support.
[Try QuickBase free for 30 days.](#) No credit card required. No software to download. No obligation.

#18

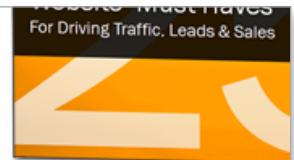
EMPHASIZE THE BENEFITS OF THE OFFER

Make it clear in your brief paragraph and/or bullet points what the benefits of the offer are. It's more than just listing what the offer is comprised of; it takes a bit of spin. Instead of "Includes specifications of product XYZ," say something like "Find out how XYZ can increase productivity by 50%." In other words, convey the value of your offer clearly and effectively.

This free, 52-page guide is the ultimate resource to having a killer website.
You'll learn:

- **How to get found online** with Search Engine Optimization (SEO), including building inbound links, meta tags and more
- **Important design and usability** factors you need to know
- **Tips for creating awesome content** that *attracts* and *keeps* visitors on your website
- **Best practices for converting traffic into leads**, including Calls-to-Action, Landing Pages, and Forms

[Tweet This eBook](#) [Share on Facebook](#) [Share on LinkedIn](#)



The landing page copy tells the visitor what they will receive when downloading the offer.

#19

ENCOURAGE SOCIAL SHARING

On your landing page, don't forget to include buttons to enable your prospects to share content and offers. Include multiple social media channels as well as email, since people have different sharing preferences. When your offer is shared more, more people land on the page, and therefore more people fill out your form and become leads!

Free Ebook: How to Use Pinterest for Business

1k 4,233 2,337 3.9k

Download Your Free Ebook

First Name *

Last Name *

Email (privacy policy)

Phone *

Company *

Website *

Role at Company *

- Please Select

Number of Employees *

Please Select

Social media sharing buttons are prominently displayed on the page.

#20

MORE LANDING PAGES **EQUAL** **MORE LEADS**

According to a recent marketing benchmarks report, companies see a 55% increase in leads by increasing landing pages from 10 to 15. The more content, offers, and landing pages you create, more opportunities to generate more leads for your business.





CHAPTER 4

OPTIMIZED FORMS

Forms are the key to a landing page. Without them, there is no way to “convert” a visitor into a lead. Forms come in handy when it’s time for people to sign-up, subscribe to your site or download an offer.

The following tips will uncover how to build great landing page forms.



#21

THE RIGHT FORM LENGTH

You might be wondering how much or how little information you should require with a form. There is no magic answer when it comes to how many fields your form should contain but the best balance would be to collect only the information you really need.

The fewer fields you have in a form, the more likely you will receive more conversions. This is because with each new field you add to a form, it creates friction (more work for the visitor) and fewer conversions. A longer form looks like more work and sometimes it will be avoided all together. But on the other hand, the more fields you require, the better quality those leads might be. The best way to determine what works best is to test it.

The screenshot shows a form for downloading a guide. On the left, there is promotional text about the 'Ingeniux Compass Guide' and a small image of the guide cover. On the right, the form fields are: 'First Name *', 'Last Name *', 'Title', 'Company', 'Phone', 'Email *', 'I am a:' (dropdown), 'Project Timeline' (dropdown), and 'Questions or Comments' (text area). A blue arrow points from the callout box to the form fields.

Download the Ingeniux Compass Guide

Ars Logica, publisher of the The Compass Guide to Web Content Management, recently completed an evaluation of Ingeniux CMS 7.0. The Compass Guide is designed to help potential CMS buyers evaluate their choices and determine the right solution to meet their needs.

Ingeniux rated well among ranking, out of 10, a 7.9 in flexibility, a 7.1 in development in ease of administration.

Here are some other things say about Ingeniux CMS 7.0

"Excellent balance of functional effective Web Experience M

"The product's use of XML, is content repurposing, replication, and multi-channel delivery...Ingeniux CMS also has among the lowest total cost of ownership in the industry."

Download the report to learn more about Ingeniux CMS 7.0. If you have any questions, we would love to hear from you. Contact Ingeniux at info@ingeniux.com or 877.445.8228.

Provided by Ingeniux - A Leader in Web Content Management

Download the Ingeniux Compass Guide

Please complete the form below to download the Ingeniux Compass Guide by Ars Logica. [We take your privacy seriously.](#)

First Name *

Last Name *

Title

Company

Phone

Email *

I am a:

Project Timeline

Questions or Comments

Submit

Form only requires three fields, all others are optional.

#22

TO SUBMIT OR NOT TO SUBMIT

That is the question most of your visitors are asking. One of the best ways to increase form conversion rates is to simply NOT use default word on your button: "SUBMIT."

If you think about it, no one wants to "submit" to anything. Instead, turn the statement into a benefit that relates to what they are getting in return.

For example, if the form is to download a brochure kit, the submit button should say, "Get Your Brochure Kit." Other examples include "Download whitepaper," "Get your free ebook," or "Join our Newsletter."

Another helpful tip, make the button big, bold and colorful. Make sure it **looks** like a button (usually beveled and appears "clickable").

Request a Demonstration

First Name *

Last Name *

Company *

Email *

Sign up for the Marketing with Microsoft CRM Newsletter

Submit

Don't do this!

#23

REDUCE ANXIETY WITH PROOF- ELEMENTS

People are more resistant to give up their information these days, especially because of the increase in spam. There are a few different elements you can add to the form or landing page to help reduce a visitor's anxiety to complete the form:

- Add a privacy message (or link to your privacy policy) that indicates their email will not be shared or sold.
- If your form requires sensitive information, include security seals, a BBB rating, or certifications so that visitors know their information is safe and secure.
- Adding testimonials or customer logos is another great to indicate social proof. For example, if your offer was for a Free Trial, you may want to include a few customer testimonials about your product or service.



Example of security seals at the bottom of a landing page form.

#24

MAKE THE FORM APPEAR SHORTER

Sometimes people won't fill out a form just because it "looks" long and time-consuming. If your form requires a lot of fields, try making the form look shorter by adjusting the styling.

For example, reduce the spacing in between fields or align the titles to the left of each field instead of above it so that the form appears shorter. If the form covers less space on the page, it may seem as if you're asking for less.

A

Name:*

Email*

Company*

Phone*



Both forms have the same amount of fields, but version *A* might look shorter than *B* on the page.

B

Name:*

Email*

Company*

Phone*

CHAPTER 5

MULTI-CHANNEL LEAD GENERATION

Your website isn't a silo. Marketers must utilize many other channels in order to maximize their lead generation efforts. In this sense, a channel might be a retail store, a website, a social media platform, an email, or a text message. The objective is to make it easy for buyers to research, evaluate and purchase products in any way that is most appropriate for them. It's all about having the right marketing mix.

In this last chapter, we will briefly cover a few channels that help businesses generate the most amount of leads.



#25

BLOGGING BRINGS IN THE LEADS

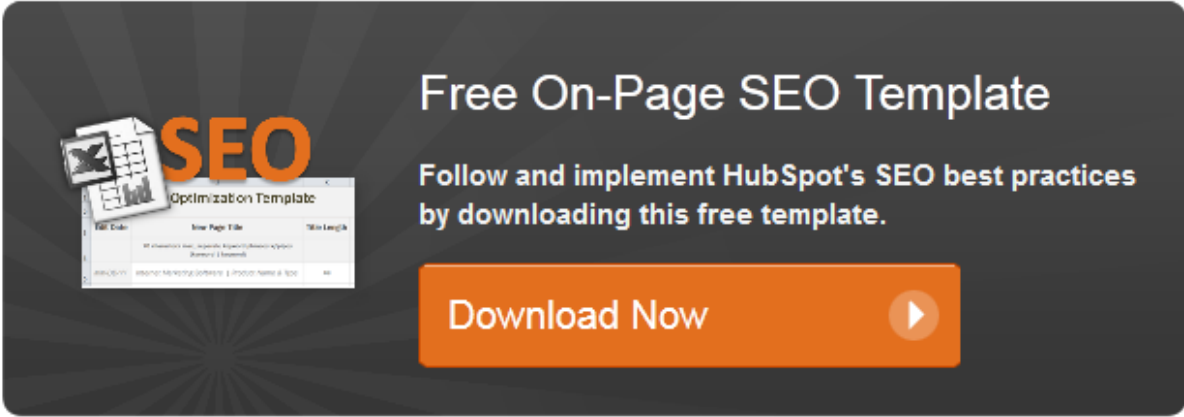
According to HubSpot's recent Benchmarks report, companies that blog 6-8 times per month double their lead volume. This proves that blogging is a highly effective channel for lead generation.

In every blog post, include hyperlinks to landing pages within the copy of the post, as well as a prominent call-to-action.

An example of a CTA at the bottom of a HubSpot blog post. The offer matches the content of the post for relevance.

How much effort do you put into linking your blog post content? Do any of these results surprise you? Have you seen different results on your own blog?

Image credit: [Articulate Matter](#)



The screenshot shows a dark-themed call-to-action box. On the left, there is a graphic with the text 'SEO Optimization Template' and a small image of a document. To the right of the graphic, the text reads 'Free On-Page SEO Template' in a large, white font. Below this, in a smaller white font, it says 'Follow and implement HubSpot's SEO best practices by downloading this free template.' At the bottom right of the box is a prominent orange button with the text 'Download Now' and a white play button icon.

#26

EMAIL MARKETING

Many businesses may think that email marketing is only best used when communicating with existing prospects and customers. Not so! Email can be a great channel for new lead generation. Here are some ways you can use email to generate more new prospects:

- Focus on an opt-in strategy. If you're buying email lists and spamming your prospects, no one will want to share our email with others. They will only want to unsubscribe! The first step to email lead generation is to make sure you have happy subscribers that enjoy receiving emails from you.

- Send people valuable offers. If you send really interesting or valued offers - whether it's downloads, discounts or educational content - people will more likely share your emails with their friends or colleagues.

- Give people the tools to share. Don't forget to add a "Forward to a Friend" link or social media sharing buttons within each email so people are encouraged to pass it on.

Simple email promoting a valuable offer that includes social media sharing buttons.



#27

SOCIAL MEDIA

Social media isn't just for liking funny pictures or tweeting what you ate for breakfast. Social media is an emerging channel that many businesses are taking advantage of. Here are some great tips for generating leads on social networks.

- Build a loyal following. Building a relationship with potential customers is a critical first step. Social media connections are really about people-to-people, not always company-to-individual. Get to know your audience online, communicate and share information. In order to generate leads, you need to have human interaction with others.
- Remember, social media is a dialogue. Companies that only use social media to blast out messages about themselves aren't using social channels effectively. The goal is to interact with others and be helpful. When you share content on social media, don't always post something that relates to your company. Share links to other interesting things you've found online. People will be very thankful you are noticing their work, too!
- Influence connections for content sharing. Publishing and sharing content that directs traffic to targeted landing pages is the single biggest lever to increase lead generation through social media. Share your new content offers by posting links to landing pages, and in addition, share blog posts, discounts, and other great resources.

#28

ORGANIC SEARCH

While promoting your offers in many channels is crucial for lead generation, it's also equally important to make it easy for people to find your landing pages through search engines. To do this, you need to apply search engine optimization (SEO) best practices to your landing pages, such as:

- Pick a primary keyword for each landing page and focus on optimizing that page for that word. If you oversaturate a page with too many keywords, the page will lose its importance and authority because search engines won't have a clear idea of what the page is about.
- Place your primary keywords in your headline and sub-headline. These areas of content have greater weight to search engines.
- Include the keywords in the body content but don't use them out of context. Make sure they are relevant with the rest of your content.
- Include keywords in the file name of images (e.g. mykeyword.jpg) or use them in the ALT tag.
- Include the keywords in the page URL.



#29

USE LINKS AND CTAs WITHIN OFFERS


Your offers themselves are great channels for lead generation. For example, in this ebook I have included links to other content offers you can download. As people share this ebook, they may discover other resources that we offer by the links within the content.

Get Found Online: Title Tag & Meta Tags

Here is example of what meta tags look like in an HTML document:

- **Title:** The title of the page seen at the top of a web browser, also the main headline displayed in search engine results.
`<title>HubSpot Inbound Marketing Software</title>`
- **Description:** A concise description of the page.
`<meta name="Description" content="Stop pushing. Start attracting. Stop interrupting. Start engaging. HubSpot's Inbound Marketing Software...">`
- **Keywords:** Words that identify what the page is about. Keep to less than 7 keywords per page. Keywords in meta tags are not visible in the search engine results like Title and Description.
`<meta name="keywords" content="inbound marketing, marketing software">`

How the Title and Description tags are displayed in search engine results

▶ [HubSpot Inbound Marketing Software](#)
www.hubspot.com/ 
It's time to reshape the way we think about marketing. Stop pushing. Start attracting. Stop interrupting. Start engaging. **HubSpot's Inbound Marketing Software ...**

More Resources
[3 Meta Description Mistakes You Might Be Making](#)

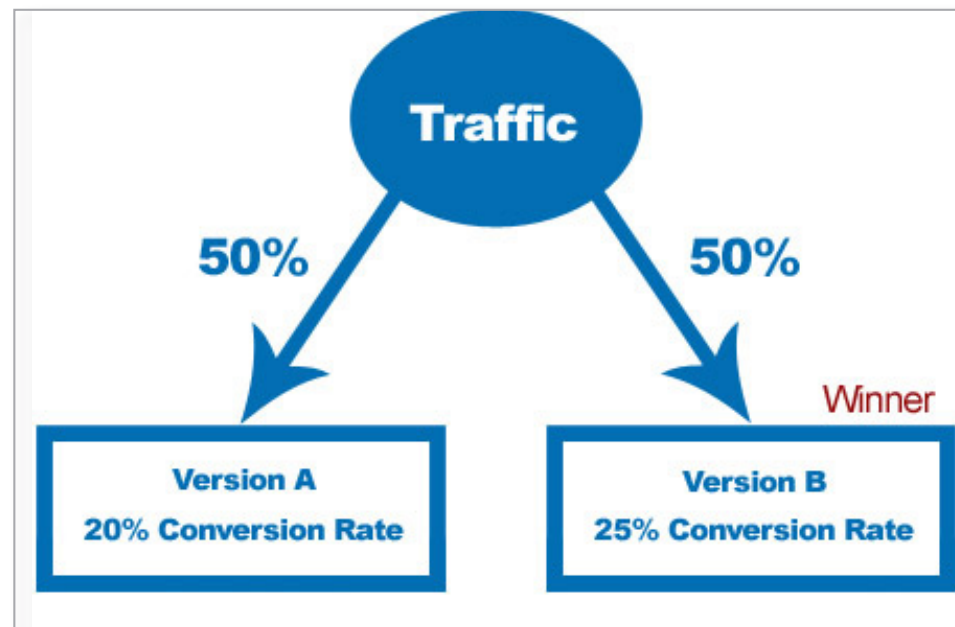
HubSpot [Tweet this Webinar](#) [Share on Facebook](#) [Share on LinkedIn](#) 12

Within this ebook "25 Website Must-Haves," are links to other ebooks and guides.

#30

A/B TESTING

While this isn't a channel per se, it **is** a great way to increase leads across all channels and tactics. A/B testing can be used in calls-to-action, landing pages, email marketing, advertising, and more. According to HubSpot research, A/B testing your landing pages and other assets can help you generate up to 40% more leads for your business. When done correctly, A/B testing can provide a huge competitive advantage for your company.




CONCLUSION

Generating leads online has the power to transform your marketing. Using great offers, calls-to-action, landing pages and forms - while promoting them in multi-channel environments - can reduce your cost-per-lead while delivering higher quality prospects to your sales team.

The basics herein are just the beginning. This guide contains many best practices for every aspects of lead generation to help bolster your conversion rates, but these tactics are only the tip of the iceberg. Continue to tweak and test each step of your inbound lead generation process in an effort to improve lead quality and increase revenue.

Now go, young grasshopper, on your way to becoming a lead generation master.



ABOUT WSI

WSI is a digital marketing company with a strong international presence. Our Digital Marketing Consultants use their knowledge and expertise to make a difference for businesses all around

Headquartered in Toronto, Canada, we also have offices in over 80 countries. We're a powerful network of marketers who strive to discover, analyze, build and implement digital solutions that win digital marketing awards and help businesses succeed online.

Over the last 20 years, WSI has won multiple digital marketing awards for our solutions. Ready to move ahead and discuss a project with a local Digital Marketing Consultant?

www.gotwsiweb.com
Toll free at: 866-751-7083
or 828-989-4831

